

2103 W 10th Ave, Vancouver BC Sitewise Report

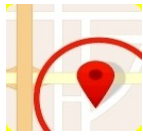
Report Contents

[Map](#)

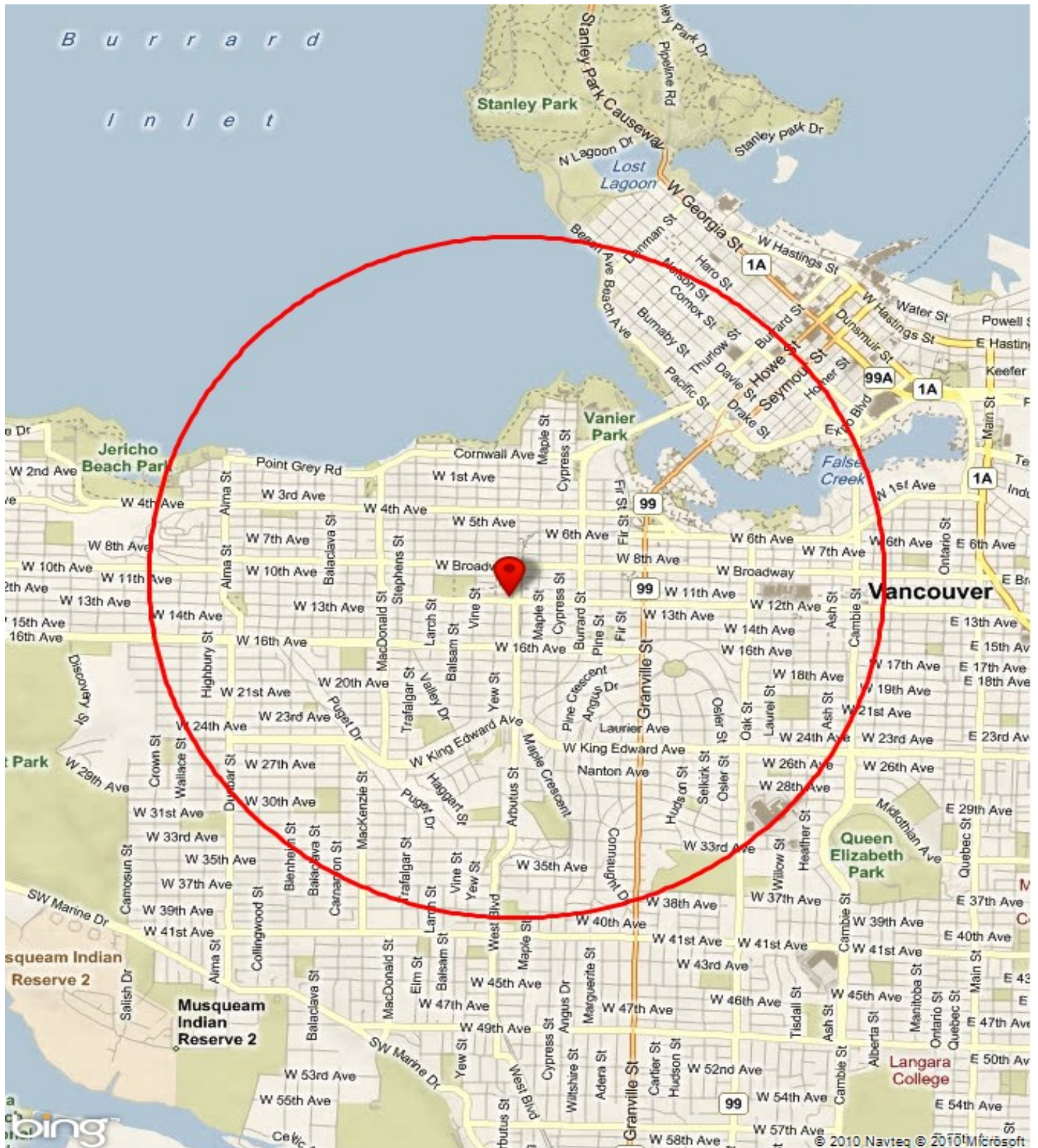
[2006 Census Snapshot](#)

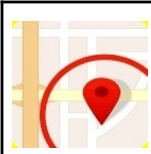
Study Areas

2103 W 10th Ave, Vancouver BC



2103 W 10th Ave, Vancouver BC Sitewise Report





**2103 W 10th Ave, Vancouver BC
Sitewise Report
2006 Census Snapshot**

2006 Census Snapshot	2103 W 10th Ave, Vancouver BC 0 - 3 km	
		%
Total Population	158,238	
Males	76,600	48%
Females	81,638	52%
2006 Population by Age	158,238	
0 to 4 years	5,710	4%
5 to 19 years	15,102	10%
20 to 24 years	13,183	8%
25 to 34 years	37,260	24%
35 to 44 years	29,742	19%
45 to 54 years	22,504	14%
55 to 64 years	17,462	11%
65 to 74 years	8,679	5%
75 to 84 years	6,208	4%
85 years and over	2,640	2%
Average age of population	39.8	
Median age	37.5	
Families	37,477	
Persons per family	2.6	
Two-parent families	32,582	87%
With no children at home	19,671	52%
With children at home	12,653	34%
Lone-parent families	4,724	13%
Children per family	0.7	
Households	84,920	
Persons in private households	154,476	
Persons per household	1.8	
Average household income	\$ 73,282	
Occupied Dwellings	84,901	
Owned Dwellings	36,334	43%
Rented Dwellings	47,598	56%
Dominant building type	Apartments	
Dominant period of construction	Before 1946	
Average value of dwelling	\$ 666,830	
Average gross monthly rent	\$ 1,010	

**2103 W 10th Ave, Vancouver BC
Sitewise Report
2006 Census Snapshot**

2006 Census Snapshot	2103 W 10th Ave, Vancouver BC 0 - 3 km	
		%
Top 5 visible minorities	Chinese	55%
	Japanese	9%
	Korean	9%
	South Asian	7%
	Latin American	5%
Dominant Demographics		
Official Home Language	English	
Non-official Home Language	Chinese	
Recent Immigrant Places of Birth	Eastern Asia	